



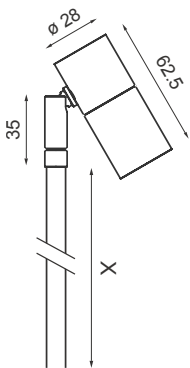
PRODUCT DESCRIPTION

DESCRIPTION	SIDE MOUNTED LED ACCENT LIGHT
CATEGORY	IP20 - INTERIOR USE ONLY
MATERIAL	MACHINED ALUMINIUM
FINISH	WHITE BLACK BRUSHED ALUMINIUM CUSTOM
DIMMING	1-10V DALI PHASE
POWER SUPPLY	REMOTE CONSTANT CURRENT
ACCESSORIES	HONEYCOMB FROSTED COLOUR
ROTATION	340° PAN 90° TILT
WEIGHT	0.2KG

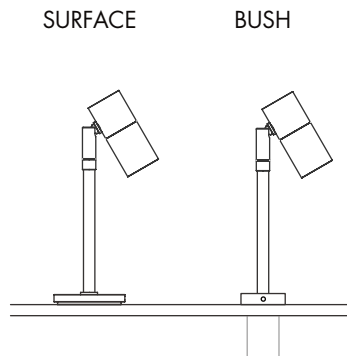
LIGHT ENGINE

POWER	2.3W
CURRENT	700mA CONSTANT CURRENT
LUMENS	180lm
COLOUR RENDERING	96CRI typical
COLOUR TEMP.	2700K (std.) 3000K 4000K (on request)
BEAM DISTRIBUTION	FMHW 14° 26° 32° 40°
LAMP LIFE	50,000hrs

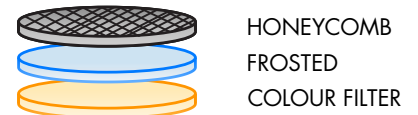
DIMENSIONS



MOUNTING OPTIONS



ACCESSORIES



PRODUCT CODE 031.02.X.XX.XX.XX.X

LUMINAIRE TYPE	POWER	FINISH	COLOUR TEMP	DISTRIBUTION	MOUNTING	DIMMING PROTOCOL
031. ZERO THIRTYONE	02. 2.3W	1. WHITE 9010	27. 2700K (std.)	01. 14°	02. SURFACE PLATE	1. 0-10V/1-10V (std.)
		2. BLACK 9005	30. 3000K	02. 26°	06. JOINERY BUSH	2. DALI
		3. BRUSHED ALU	40. 4000K (custom)	03. 32°	08. SURFACE BUSH ROUND	3. PHASE
		5. ANTIQUE BRONZE		04. 40°	09. SURFACE BUSH SQUARE	
		C. CUSTOM				