

TMLIGHTING

BRINGING ART TO LIGHT

TOP TIPS
FOR LIGHTING ART

BRINGING ART TO LIGHT

Transforming Art Collections in the Finest Hotels,
Great British Treasure Houses, Galleries and
Museums, Private Collections, and Your Home.

TMLIGHTING

At TM Lighting we are passionate about art and light. Our mission is to transform art collections with light and we are keen to educate collectors about the advances in lighting technology. At our London studios, we design and manufacture the best quality LED lighting to bring museum grade lighting to the home, as well as heritage properties, galleries and institutions.

Our expert approach and meticulous attention to detail brings art to life using the latest and most sophisticated energy-efficient LED technology, defined by careful selection of LEDs, resulting in unrivalled colour rendition and light distribution.



1 | COLOUR

The most important thing about your art is how it looks. Light is the tool that allows us to see art and having the correct type of light is crucial to allowing us to perceive depth, texture, detail, vibrancy and colour. We have created a simple guide when using LED to help select the best lighting for your art. We call this the THREE C's:

Colour Rendition

Choose a high CRI 97+ product. Not all light sources are equal. Colour rendition is a quantitative measure of the ability of a light source to render the colours of various objects faithfully in comparison with a natural light source. Daylight (natural light) is used as the benchmark 100 CRI (100%). When choosing LEDs for lighting art, we recommend 97+ CRI.

Colour Temperature

Choose a warmth of light suitable for your environment. LED lighting is available in various warmths of light. These can affect the look and feel of an artwork and its environment. Old Master works tend to suit a warmer light (2700K) and contemporary works need a more of neutral warmth such as 3000K.

2700K (incandescent white) – suitable for homes and lifestyle projects. 3000K (neutral warm white) – suitable for contemporary art galleries and commercial spaces. 4000K (cool white) – suitable for some contemporary galleries. Great for silver & diamond displays.

Colour Consistency

Choose a reputable manufacturer. Make sure to choose the same colour and quality of light across your collection to ensure a consistent appearance of your collection.



Photography: Andrew Beasley

FRIEZE 2022 VIEWING ROOM | 3



2 | BRIGHTNESS

The level of brightness is partially a matter of taste. Although over lighting can disrupt mood or tone. For example, black pigments can become bolder under less light and some colours can also balance better with less light. Most importantly, we must ensure that we don't over light and damage the pigments and colour in artworks. Watercolours, fabric, leather and other natural materials are the most delicate. The pigments in oils and acrylics can generally take more light. We measure the brightness to set the correct levels whilst we always ensure that a canvas is as evenly lit as possible; this allows greater control of the light intensity on the canvas.

3 | CONSERVATION

LED is an ideal light source for conservation because it is generally only made up of the visible light spectrum, which minimises harmful ultraviolet (UV) and infrared (IR) light, the cause of significant fading. LED also generally does not produce forward heat, which again is a damaging factor regarding conservation of artwork.

4 | REFLECTION

Even with the best anti-reflective glazing, there can still be reflection and glare on artworks. Reflection can be minimised by considering the position of lighting fixtures, and the location of your artwork within the room. Consider the main positions where you will view your artwork and always try to make sure that any reflections would not be directly viewed. By placing your lighting correctly, you can help reduce visible reflections in artworks. Additionally, avoid placing glazed artworks directly opposite large windows.

5 | LIGHTING STYLES

Lighting can help create the atmosphere, presentation and feel of your collection. Here are a few styles to consider:

Collector

Light every piece specifically using individual lights per artwork.

Intermediate

Use accent lights to project a wash of light across a group of artworks.

Casual

Select a key picture within a group, light it with a pool of light and let light spill onto your other works.

6 | ENVIRONMENT

Lighting is dependent on the artwork and its environment.

In a classical setting

Consider using picture lights instead of spotlights. Both have their own benefits but the use of picture lights provides a more precise lighting tool in comparison with spotlights, which can create scallops of light above the artwork.

In a contemporary environment

There may be more flexibility to use a discreet track and spotlight solution. This will give greater flexibility in the lighting scheme particularly if the client has a rolling/curated art collection.



Photography: James McDonald

PRIVATE RESIDENCE, LONDON | 7



7 | FINISH

The finish of the lights should always be considered. When using spotlights, consider matching the colour to the ceiling finish to help make them disappear. If using picture lights, consider using a finish to match other features in the room such as door handles, or other light fixtures. Alternatively, match the finish of the picture light to the frame, or wall colour to create a subtle, seamless look. All solutions will work equally well in both settings if the finishes are correctly selected for the environment.

8 | SCULPTURE & OBJECTS

When lighting three-dimensional artwork and sculptures use spotlights in specific positions to work with light and shadow. This can accentuate the form of the body being lit. Poorly positioned lighting on a sculpture or object can completely change the intent of a piece – a face could look sad, or happy just from an incorrectly positioned light.

TM

PRODUCT RANGE

The award-winning TM product range has been carefully designed to offer tailored solutions for any environment or installation. The whole range includes top quality light engines that ensure high 97+ CRI colour rendition, which brings art to life.

CONSISTENCY

The LED technology is aligned across the entire TM Lighting product range to provide continuity of colour and performance throughout each project, whether using a picture light or an accent light luminaire.

TEMPERATURE AND BEAM

Available in a range of colour temperatures to suit a gallery setting or home setting. Each TM accent light is also available in a range of beam angles from a narrow spot to a flood light.

COLOUR RENDITION

Each product produces a high 97+ CRI, which allows the true vibrancy of colours in the room or artwork to be reflected creating that natural warmth you would expect from an incandescent or halogen light source.

ARTWORK CONSERVATION

TM accent and gallery lights share the same conservation characteristics as the picture light range, minimising ultraviolet, infrared and forward heat throw from the light source.

TM

PICTURE LIGHTS

TM picture lights, developed in response to recent energy saving legislation, use the finest quality energy-efficient LED technology to illuminate artwork evenly. All TM picture lights ensure an even wash of light over the canvas, even on artworks as high as 2m. The same technology and adjustable light source is specified across all different housings and finishes.



TM MASTERLIGHT



TM GOODWOOD

TM

ACCENT LIGHTS

TM accent lights are available in a range of sizes and finishes, and have been specifically designed to partner with the TM picture light range, sharing the same quality of light and high 97+ CRI colour rendition which brings art to life.



TM ZERO60



TM ZERO50 ArtTrack

TM

GALLERY LIGHTS

TM gallery lights are industry leading art gallery lighting luminaires using high colour rendition 98+ CRI LED with quick interchangeable optics. The premier lighting option for museums and art galleries with both static and fluid collections.



TM GALLERY 130



TM GALLERY 160

To see the full range of TM picture lights, accent lights and gallery lights available, please visit our website or request a brochure.

TM MOUNTING SYSTEMS

A range of mounting solutions for our accent lights and picture lights including track lighting, picture light rails, magnetic trimless Magpoint and ArtPoint; suitable for residences, lifestyle and gallery environments in both heritage and contemporary spaces.



TM ARTPOINT

Discreet plug-in lighting system for Zero Series and Spotlights



TM ARTRAIL

Electrified picture rail for hanging art with Picture Lights



TM MAGPOINT

Flexible discreet mounting system for either Art Downlight or Zero Series Spotlights

TM

FREESTANDING

A range of freestanding plug-in lighting solutions in various finishes for Retrofit projects.



TM FLOORFIFTY

Floor mounted spotlight



TM ARCSIXTY

Floor uplighting



TM DESKTHIRTY

*Discreet table mounted
Art Light*

TM

PRODUCT FINISHES


TM Lighting's product range is completely made from metal and is available in a wide range of contemporary and classic finishes, including plating and bespoke customised solutions.




WHITE P/C
9010




BLACK P/C
9005




GOLD P/C




ANTIQUE
BRONZE PLATE



ANTIQUE
BRASS
PLATE



POLISHED
BRASS



BRUSHED
BRASS



CUSTOM
FINISHES

FOUNDERS

TM LIGHTING

Bringing over 50 years' combined experience in lighting and product design, TM Lighting has established a reputation as the leading art lighting specialists. Based in London, the company designs and manufactures exceptional, patented lighting products that transform private and public art collections across the globe. TM Lighting proudly offers end-to-end design and advisory services for clients worldwide.

We work with the most prestigious collectors and institutions throughout the world. Some of our recent commissions include TEFAF Maastricht, TEFAF NY, Frieze London, National Trust, Goodwood House, English Heritage, Historic Royal Palaces. We have worked closely with international artists including Damien Hirst, Antony Gormley and Conrad Shawcross to bring their art to light.



Directors Harry Triggs and Andrew Molyneux founded TM Lighting in 2012.



BRINGING ART TO LIGHT

SPENCER HOUSE

Photography: Andrew Beasley

TMLIGHTING
7 CUBITT STREET
LONDON
WC1X 0LN

+44 (0) 207 278 1600
SALES@TMLIGHTING.COM
TMLIGHTING.COM